

WHY A CAS MAJOR?

Wherever your academic goals eventually take you at the UO, all Ducks begin their journey with foundational courses in the College of Arts and Sciences. More than 60% of students go on to pursue a major in a CAS department or program. Within CAS, there's an intellectual home for almost any interest, talent, or career aspiration.

CAS DIVISIONS



Humanities



Natural Sciences



Social Sciences



School of Computer
& Data Sciences



School of Global
Studies & Languages



Scan the QR codes to learn more about academics & opportunities in each CAS Division!

WHAT CAS HAS TO OFFER

CAS offers more than 51 Majors and 69 Minors across multiple departments and programs in the natural sciences, social sciences, and humanities. CAS allows you the flexibility to combine Majors and Minors with ease, tailoring your educational experience to YOU. With any degree in CAS you're developing a breadth of skills and a unique profile for your résumé.

51

Major Degree
Programs

69

Minor Degree
Programs

10,000+

Undergraduate Students
in CAS Majors

795

Faculty Members



ACADEMIC DEADLINES



2024-2025 Academic Year Scan the QR Code to see 5 Year Academic Calendar!

	Fall 2024	Winter 2025	Spring 2025
Initial Registration	May 20-30	November 18-27	Feb 24- March 5
Classes Begin	September 30	January 6	March 31
Last Day to Drop Classes Without W	October 5	January 11	April 5
Last Day to Register/Add Classes	October 7	January 13	April 7
Last Day to Withdraw from Classes	November 17	February 23	May 18
Last Day of Classes	December 6	March 14	June 6
Final Examinations	December 9-13	March 17-21	June 9-13
Final Grades Due (at Noon)	December 17	March 25	June 17
Holiday(s)	Veteran's Day: Nov 11 Thanksgiving: Nov 28-29	Martin Luther King, Jr Day: January 20	Memorial Day: May 28 Commencement Ceremony: June 16

2025-2026 Academic Year

	Fall 2025	Winter 2026	Spring 2026
Initial Registration	May 19-29	November 17-26	Feb 23- March 4
Classes Begin	September 29	January 5	March 30
Last Day to Drop Classes Without W	October 4	January 10	April 4
Last Day to Register/Add Classes	October 6	January 12	April 6
Last Day to Withdraw from Classes	November 16	February 22	May 17
Last Day of Classes	December 5	March 13	June 5
Final Examinations	December 8-12	March 16-20	June 8-12
Final Grades Due (at Noon)	December 16	March 21	June 16
Holiday(s)	Veteran's Day: Nov 11 Thanksgiving: Nov 27-28	Martin Luther King, Jr Day: January 19	Memorial Day: May 25 Commencement Ceremony: June 15

Experiential Learning SCHOLARSHIP



Experiential learning is a tangible way for College of Arts and Sciences students to gain and communicate experience and explore their world through courses, employment, study abroad, participation in job shadowing, labs, student clubs and advisory boards, community engagement, undergraduate research, and internships.

QUICK FACTS

Amount:	Up to \$5,000
Who is Eligible:	Undergraduate students pursuing a CAS Major or Minor and planning to participate in an internship.
Apply Now!	https://cas.uoregon.edu/cas-scholarships-fellowships



Scan QR code to apply!

APPLICATION DEADLINE CALENDAR

For Students Doing Internships In:	Winter	Spring	Summer/Fall*
Application Opens	Week 3 of Fall Term	Week 3 of Winter Term	Week 3 of Spring Term
Application Closes	Week 7 of Fall Term	Week 7 of Winter Term	Week 7 of Spring Term

*Application for the Fall Term Scholarship Opens during Spring Term of School Year Prior, sharing an application deadline with Summer Scholarships

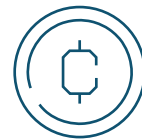

UNDERGRADUATE RESEARCH OPPORTUNITIES

- FYRE** Funds students in their first year at UO to perform full-time summer research for 8 weeks minimum under UO faculty.
- SURF** Funds up to five students annually of any class standing to conduct full-time summer research for 8 weeks minimum under UO faculty.



Learn more & apply!

Academic SCHOLARSHIPS



ARE YOU A CAS MAJOR?!

The College of Arts and Sciences Dean's office will award **CAS Majors** more than **\$200,000** in scholarships for 2024-2025.

Scholarship amounts range from **\$1,000 - \$5,000**.

APPLY FOR A SCHOLARSHIP!

Visit the **CAS Scholarship Page** for more information about scholarships and a link to the application on the UO Scholarship Dashboard. Be sure to meet all application deadlines by gathering application materials early (especially letters of recommendation)!



Scan QR code
to apply!

<https://cas.uoregon.edu/cas-scholarships-fellowships#CAS>



**College of
Arts and Sciences**

Tykeson College and Career Advising • 541-346-9200 • advising.uoregon.edu/tykeson

An equal-opportunity, affirmative-action institution committed to cultural diversity and compliance with the Americans with Disabilities Act. This publication will be made available in accessible formats upon request.

THE UNIVERSITY CAREER CENTER



What can the UCC do for CAS Students?



Scan for more or to make an appointment!

The University Career Center (Our résumé!)

Objective

- Welcoming all students to the career center early on, we want to support you all along the way through college!

Skills

- We help you learn about yourself
- Develop your career goals
- Build your résumé
- Connect with potential employers

Experience

- We support all students and recent alumni by providing:
 - Comprehensive job search services
 - Career readiness building experiences
 - Networking opportunities with alumni and employers

Contact Us

- Visit us on the **Garden Level (Level 0) of Tykeson Hall** or
- Visit **<https://career.uoregon.edu/career-coaching>** to set up an appointment in Navigate for an in-person or virtual appointment.
- ¡También se ofrece asistencia en español!

COLLEGE OF ARTS & SCIENCES (CAS) ADVISING: WHERE SHOULD YOU GO?

Students have access to a network of support on campus tailored to their needs and goals. Understanding the best resource to turn to for support is vital to students' belonging and academic success.

CAS ADVISING IN TYKESON HALL

CAS Major/Minor Advising & Career Readiness

Speak with an Advisor in Tykeson Hall to receive personalized academic and career readiness plans for CAS students that support the exploration of your interests, goals, and values.



CAS Advising

- CAS Major/Minor Exploration
- Core Education Course Exploration and Strategy
- Registration Questions
- Navigation of Advising Technologies
- Referral to Experiential Learning Opportunities
- Career Exploration
- Graduation Plans
- Graduation Audits
- Pre-Professional Advising (Health and Law)
- Post-Graduation and Career Readiness Plans

DEPARTMENTAL SUPPORT

Meet with an Expert in the Curriculum

Meet with an expert in the curriculum for specific information about your major/minor department, its policies, and course offerings. Scan the QR-code, scroll to your department, and select the "Major" or "Minor" link to find the expert in your department.



CAS Departmental Advising

- Specialized Knowledge on Course Content
- Create a Customized Pathway through the Major/Minor
- Add or Drop Major/Minor (see Department Website)
- Review of Course Exceptions/Substitutions
- Learn How to Get Involved in your Program
- Transfer Course Evaluations
- Graduate School Information
- Internships and Undergraduate Research
- Capstone Courses, Honors Programs, and Thesis Projects
- Academic Grievance and Departmental

ADDITIONAL CAMPUS RESOURCES

CONNECT WITH YOUR PROFESSORS



CAS Faculty Directory

- Clarification on Course Content and Expectations
- Letters of Recommendation
- Research, Honors Programs, Capstone Courses, and Scholarships
- Expert Knowledge About the Discipline

CAREER CENTER



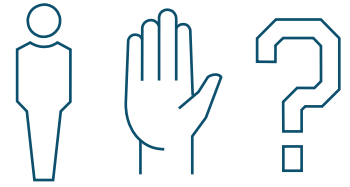
Career Center

- Résumé and Cover Letter Review
- Interview Practice
- Maximize Handshake and LinkedIn Profiles
- Network with Alumni and Employers

OTHER RESOURCES

- One Stop Student Resources
- Accessible Education Center
- Specialized Advising Offices
 - Clark Honors College Advising
 - Student Athlete Advising
 - PathwayOregon
 - Center for Multicultural Academic Excellence
 - Trio Student Support Services

We have answers to your FAQS!



How to register for classes using DuckWeb?

1. Check registration Eligibility! (Published on DuckWeb one week before Initial Registration). Registration **begins Week 8** of the Prior Term.
2. To Register, log into DuckWeb after your designated time and search for classes by going to:
Student Menu > Registration Menu > Search for Open Classes. When you find a course you want, click the check box in the Select column then click the Register button at the bottom of the page.
3. If you already know the CRN of the course, under the Registration Menu go to Add/Drop Classes and add the CRN.



Scan for more help on registering for classes!

How to apply for scholarships?

What we offer: The UO offers a range of scholarships for all students whether you're an incoming freshman, current or transfer student, graduate or law student, or an international student. Don't ignore small awards, they can add up!

How: Apply for UO Scholarships through the **UO Scholarship Dashboard**. Log into the Dashboard and set up your profile by filling out the general application. When applying for scholarships in general, remember to meet all application deadlines by gathering application materials early (especially letters of recommendation).



Scan for more info on scholarships & the UO Scholarship Dashboard Login!

How to connect with others like you?

Student Groups: UO offers **more than 400 student groups** that you can join, and if you don't find one that sparks your interest you can start a new one! There are several places for you to connect with people that share your identity relating to ethnicity, culture, and orientation.

Get Connected: Check out all of the available clubs using the QR Code to the right. Stop by the EMU for more resources at the MCC (Multicultural Center), the Women's Center, the Men's Resource Center, and the Duck Nest Wellness Center.



Scan to check out Campus Clubs!

What is the difference between a BA and BS?

When choosing between a BA (Bachelor of Arts) and a BS (Bachelor of Science), you want to consider which may better suit your specific career goals. To earn a BA at the UO, you need to demonstrate proficiency in a foreign language. This can be done by continuing a language you have already studied, or starting a new language. Either way, you will need to be able to **complete the third term course at the second-year level to fulfill the requirement**. To earn a BS at the UO, you need to take the equivalent of **one year of college-level work in mathematics or computer science**. All courses must be passed at C-/P or better. Scan the QR code for specialized course sequences that apply!



Scan to learn more about earning a Bachelor's degree!

What is the difference between 100/200 & 300/400 level classes?

Classes numbered **100-299** are considered **introductory lower-division courses** at the freshman- and sophomore-level. Classes numbered **300-499** are considered **upper-division courses requiring prior knowledge** at the junior- and senior-level. Some courses at the upper-division level may require prerequisites typically at the lower-division level. Always be sure to read your degree guide or check with an advisor if you are unsure of what courses to take when.



Scan for the Readers Guide to the UO Course Catalog!

How will credits transfer from another institution?

The UO accepts college-level academic course work from regionally accredited two- or four-year college and universities. Credits from colleges outside the United States are evaluated individually. To grant transfer credit, we require **official transcripts**. Note that to graduate, you must complete 45 credits from UO after reaching 120 credits. Only 124 credits from junior and community colleges (90 from international junior college) will be counted toward the total number of credits required for the degree.



Scan for more on Transfer Credits!

When to declare a Major and How?

When: Students are required to declare a major or pre-major **by the end of the 4th week of their sixth term (students who started at UO their first term of freshman year) or their third term (transfer students)**, although some majors may require an earlier declaration for on-time graduation.

How: To declare a major in a CAS Program, scan the QR code to the right for the CAS Department Advising page. Many majors and minors can be declared using an online form, while others may require you to meet with a faculty member or advisor to declare.



Scan to declare a Major on the CAS Department Advising Page!

What is drop-in advising? When should I go to drop-in advising vs. schedule an appointment?

Drop-in advising: Intended for quick questions (**15 mins or less**). It is available in-person and virtual, on a first-come, first-serve basis. Drop-in availability is organized by major. Find your drop-in day by scanning the QR code to the right!

Scheduled appointments: Intended for more detailed questions (**30 mins**). They are available in-person, virtual, and by phone. Schedule them early (during weeks 2-5) online using Navigate, contact us on Teams, or call us at 541-346-9200.



Scan for Advising Drop-in Schedule & instructions for scheduling appointments!

How to visit office hours?

How: Visiting office hours may be intimidating, but you can even bring a friend if you're nervous to go at first! If you can't make their scheduled time, reach out to your professor to set up an alternate meeting. They will be happy to help!

What to ask: You can ask questions related to the class content, assignments, grades, due dates, or even your personal and career goals. You do not need to have a specific question to attend—it is ok to stop by and say hello to build connections.



Scan for more info on visiting Office Hours!

How to make the most of Core Education?

Rethinking Core Ed: Core Ed is more than just a set of requirements, it is your chance to become a well-rounded student by practicing meaningful skills such as critical & creative thinking, written communication, and ethical reflection.

Making the Most: Use your Core Ed Courses as chance to explore potential majors & areas of study. Check out the **Core Ed Section of the Course Catalog** to find unique classes that fulfill the requirements! It may be beneficial to meet with an advisor to see if any Core Ed courses can support your desired major!



Scan for the Core Ed Course Catalog!

AI: Uses and Misuses?

The UO aims to embrace the possibilities of AI as a tool, while maintaining high standards of academic integrity. Every instructor will approach AI use differently based off their course. It is essential to **find out the AI policy in each of your courses**, as well as the expectations for specific course activities and assignments. We encourage transparency and for instructors to discuss the rationale for their AI Policy with their students. It is encouraged that their AI policy be explicitly stated in the course syllabus, however always be sure to ask if this policy is not shared or clear. Scan the QR code to the right for more information on how to use AI responsibly!



Scan for the UO Generative AI Research Guide!

Pass/No Pass Information? Recommendations/Guidance?

Certain courses will offer the alternative grading option to Pass/No Pass. We recommend you talk with an advisor before changing to a Pass/No Pass grading option. Each department, school, or program has its own policies on Pass/No Pass classes for majors. If you choose to change to a Pass/ No Pass option on a course, go to **DuckWeb: Student Menu > Change Variable Credit/Grading Option > Click on the drop-down menu to the right of Grade Mode and select the grade option you want > Click Submit Changes**. The deadline to change grading options for the regular term is **the end of the seventh week of the term**. Scan the QR code to the right to see the Academic Dates & Deadlines calendar for specific deadlines per term. Individual CRNs may have different deadlines found in their individual class schedule.



Scan for Academic Dates & Deadlines!

How to prepare to start your career after college?

Career readiness is key to ensuring your successful launch into the workforce. It's never too early or too late to get started, and luckily the University Career Center is here to help! The Career Center offers one-on-one career coaching, résumé and cover letter peer coaching, and helpful career tools and resources for you to access, including Handshake, the VitaNavis career assessment, and a Career Readiness Roadmap.

Take your first steps in career exploration:

1. Talk with advisors, faculty members, mentors, and fellow students about how your interests and identities connect with majors and careers.
2. Create/update your résumé so you're ready for any opportunity that may come up.
3. Activate Handshake and complete your profile to begin searching for opportunities.
4. Get involved to build your résumé and learn more about possible careers through job shadowing and informational interviewing. The University Career Center hosts career networking events that are great times to make connections!



Scan for the Career Readiness Roadmap!

Is Handshake available after graduation? How long after?

Yes! All UO graduates have lifetime access to Handshake. All of the University Career Center services, including 1:1 appointments with the career readiness coaches, will continue to be available free of charge for the next year after graduation.

What it has to offer: Handshake is a free platform where you can search for jobs, discover new career opportunities, access a career resource library, register for career readiness events and workshops, and connect with local and national employers.



Scan for the Handshake Login!

HELPFUL QR CODES

CAS Advising

<https://cas.uoregon.edu/advising/access-advising#appointment>



Declare a CAS Major

<https://cas.uoregon.edu/advising/cas-department-advising>



Experiential Learning

<https://cas.uoregon.edu/experiential-learning>



Scholarships

<https://cas.uoregon.edu/scholarships>



Core Ed Requirements

<https://catalog.uoregon.edu/genedcourses/>



Academic Calendar

<https://registrar.uoregon.edu/calendars/academic/five-year>



Follow us on Instagram!

For CAS Updates and More Fun Info Follow: @uocas



MORE HELPFUL QR CODES

UO Campus Maps

<https://map.uoregon.edu/>



One Stop Student Resources

<https://onestop.uoregon.edu/>



How to Register for Classes

<https://advising.uoregon.edu/registration>



Student Academic Support & Resources

<https://advising.uoregon.edu/academic-support-and-resources>



Access Basic Needs

<https://basicneeds.uoregon.edu/>



Find your Campus Community!

Link to Clubs

<https://studentlife.uoregon.edu/clubs>



Link to Student Specific Resources

<https://cas.uoregon.edu/diversity-resources>








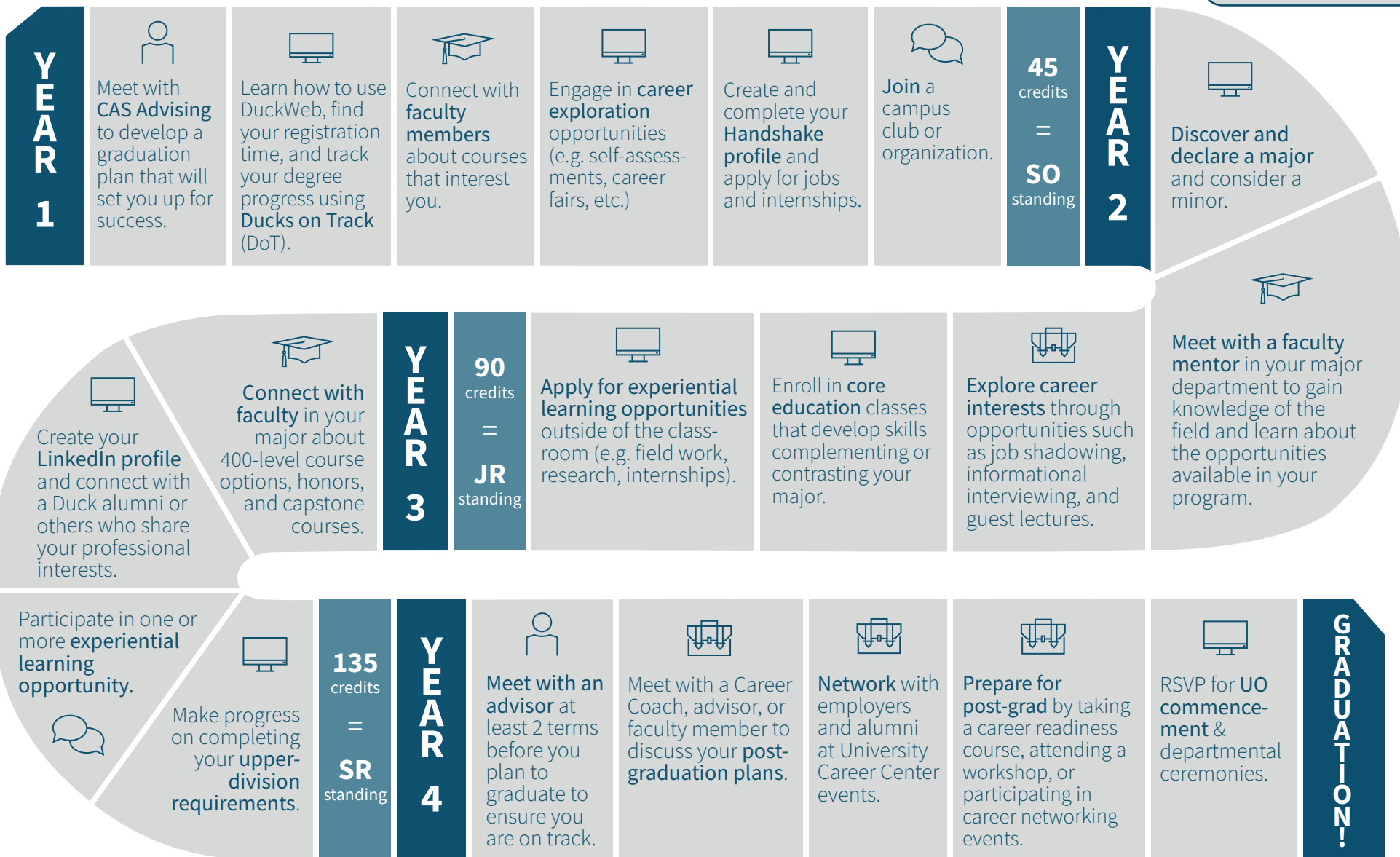
STUDENT MILESTONE ROADMAP

☑ MILESTONES

Check off these milestones in whatever order suits you best!

ICON KEY

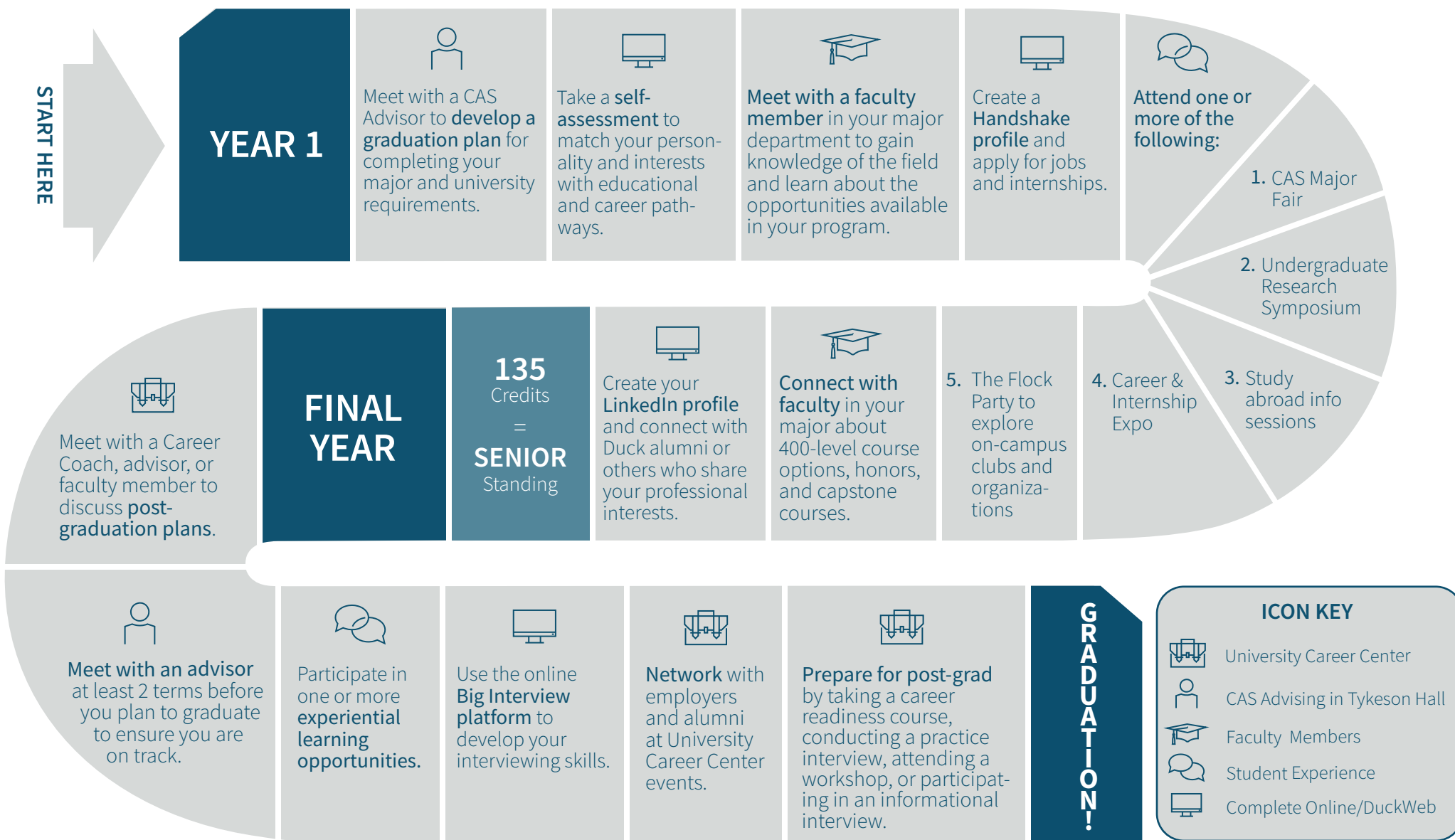
-  University Career Center
-  CAS Advising in Tykeson Hall
-  Faculty Members
-  Student Experience
-  Complete Online/DuckWeb



TRANSFER STUDENT MILESTONE ROADMAP

☑ MILESTONES

Check off these milestones in whatever order suits you best!



DEVELOP YOUR NETWORK ON CAMPUS!

MILESTONES

Complete these milestones to develop a support network and access resources on campus!



Connect with your **major department** by attending an event or visiting a professor in office hours.

Seek out **Experiential Learning Opportunities:**

Join a **campus club or organization.**

Schedule an **advising appointment** in your first year to develop a graduation plan.

Access the **health & wellness** resources on campus:

Undergraduate Research

Study Abroad

Leadership & Community Engagement

Jobs and Internships

Duck Nest Wellness Center

UO Health Services

Student Rec Center

PRO TIPS Get all your ducks in a row by completing our pro tips regularly!

- Attend office hours at least once a term for each of your classes.
- Cultivate your support network by building a mentorship map.
- Keep in contact with professors who share your interests by taking their classes, communicating via email, or visiting office hours.
- Consult the One Stop Student Resource to find what you need on campus.
- Consistently check your email, social media, and Canvas for opportunities that support your success, especially from your professors, the College of Arts and Sciences (CAS), CAS advising, the University Career Center, and other campus clubs and organizations!
- Set Canvas notifications to receive timely messages from your course instructors.
- Apply for CAS and University scholarships, check CAS website for deadlines.

FAQS

What is drop-in advising? When should I go to drop-in advising vs. schedule an appointment?

Drop-in advising: Intended for quick questions (**15 mins or less**). It is available in-person and virtual, on a first-come, first-serve basis. Drop-in availability is organized by major, find your drop-in day by scanning the QR code to the right!

Scheduled appointments: Intended for more detailed questions (**30 mins**). They are available in-person, virtual, and by phone. Schedule them early (during weeks 2-5) online using Navigate, contact us on Teams, or call us at 541-346-9200.



Scan for Advising Drop-in Schedule & instructions for scheduling appointments!

How to visit office hours?

How: Visiting office hours may be intimidating, but you can even bring a friend if you're nervous to go at first! If you can't make their scheduled time, reach out to your professor to set up an alternate meeting. They will be happy to help!

What to ask: You can ask questions related to the class content, assignments, grades, due dates, or even your personal and career goals. You do not need to have a specific question to attend—it is ok to stop by and say hello to build connections.



Scan for more info on visiting Office Hours!

How to connect with others like you?

Student Groups: UO offers **more than 400 student groups** that you can join, and if you don't find one that sparks your interest you can start a new one! There are several places for you to connect with people that share your identity relating to ethnicity, culture, and orientation.

Get Connected: Check out all of the available clubs using the QR Code to the right. Stop by the EMU for more resources at the MCC (Multicultural Center), the Women's Center, the Men's Resource Center, and the Duck Nest Wellness Center.



Scan to check out Campus Clubs!

CUSTOMIZE YOUR COLLEGE EXPERIENCE!

MILESTONES

Complete these milestones to develop a customized program of study that includes experiential learning!



Develop an **graduation plan** with an advisor that will set you up for success in and after college.

Explore programs of study that compliment and support your unique path.

Participate in one or more **experiential learning opportunities** that align with your interests, goals, and values:

Take electives that broaden your perspective.

Volunteer work/
Community engagement

Project-based learning in your classes

Relevant job experience in the field

Undergraduate Research

Study Abroad

Internship

PRO TIPS Get all your ducks in a row by completing our pro tips regularly!

- Work with an advisor to update your graduation plan at least once a year and whenever your academic goals change.
- Apply for the CAS Experiential Learning Scholarship.
- At the end of each term, reflect on the experiences you've had, knowledge you've gained, and skills you've developed. Use this information to guide your next steps and update your graduation plans, resume, and Handshake profile.
- See an advisor to help you select your core education courses strategically. Use them to try something new that interests you, develop career competencies, overlap with major, minor, and university requirements as applicable.
- Take a self-assessment to match your personality and interests with educational and career pathways.

FAQS

How to make the most of Core Education?

Rethinking Core Ed: Core Ed is more than just a set of requirements, it is your chance to become a well-rounded student by practicing meaningful skills such as critical & creative thinking, written communication, and ethical reflection.

Making the Most: Use your Core Ed Courses as chance to explore potential majors & areas of study. Check out the **Core Ed Section of the Course Catalog** to find unique classes that fulfill the requirements! It may be beneficial to meet with an advisor to see if any Core Ed courses can support your desired major!



Scan for the Core Ed Course Catalog!

What is drop-in advising? When should I go to drop-in advising vs. schedule an appointment?

Drop-in advising: Intended for quick questions (**15 mins or less**). It is available in-person and virtual, on a first-come, first-serve basis. Drop-in availability is organized by major, find your drop-in day by scanning the QR code to the right!

Scheduled appointments: Intended for more detailed questions (**30 mins**). They are available in-person, virtual, and by phone. Schedule them early (during weeks 2-5) online using Navigate, contact us on Teams, or call us at 541-346-9200.



Scan for Advising Drop-in Schedule & instructions for scheduling appointments!

How to apply for scholarships?

What we offer: The UO offers a range of scholarships for all students whether you're an incoming freshman, current or transfer student, graduate or law student, or an international student. Don't ignore small awards, they can add up!

How: Apply for UO Scholarships through the **UO Scholarship Dashboard**. Log into the Dashboard and set up your profile by filling out the general application. When applying for scholarships in general, remember to meet all application deadlines by gathering application materials early (especially letters of recommendation).

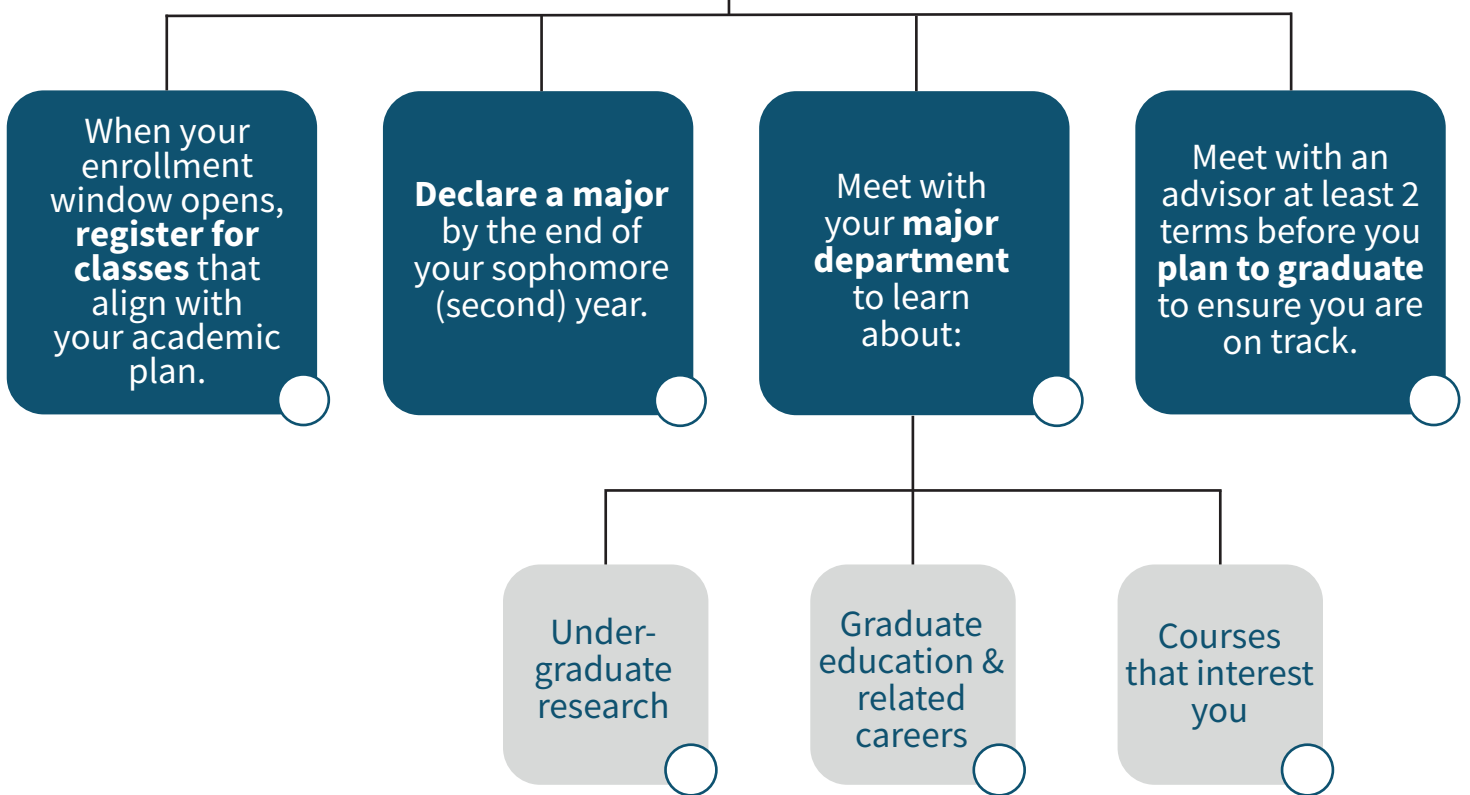


Scan for more info on scholarships & the UO Scholarship Dashboard Login!

NAVIGATE YOUR DEGREE!

MILESTONES

Complete these milestones to make timely and successful progress on university and major requirements.



PRO TIPS Get all your ducks in a row by completing our pro tips regularly!

- Work with an advisor to update your academic plan at least once a year and whenever your academic goals change.
- Stay on track by taking an average of 15 credits every term.
- Enroll in core education classes that allow you to develop skills that complement or contrast with your major or declare a minor in a secondary field of interest.
- Be mindful of when required courses are offered as **they may not be available every term.**

FAQS

When to declare a Major and How?

When: Students are required to declare a major or pre-major **by the end of the 4th week of their sixth term (students who started at UO their first term of freshman year) or their third term (transfer students)**, although some majors may require an earlier declaration for on-time graduation.

How: To declare a major in a CAS program, scan the QR code to the right for the CAS Department Advising page. Many majors and minors can be declared using an online form, while others may require you to meet with a faculty member or advisor to declare.



Scan to declare a major on the CAS Department Advising Page!

How to register for classes using DuckWeb?

1. Check registration eligibility! (Published on DuckWeb one week before Initial Registration). Registration **begins Week 8** of the Prior Term.
2. To register, log into DuckWeb after your designated time and search for classes by going to:
Student Menu > Registration Menu > Search for Open Classes. When you find a course you want, click the check box in the Select column then click the Register button at the bottom of the page.
3. If you already know the CRN of the course, under the Registration Menu go to Add/Drop Classes and add the CRN.



Scan for more help on registering for classes!

What is Experiential Learning?

What: Experiential learning is a tangible way for College of Arts and Sciences students to gain and communicate experience and explore their world through courses, employment, study abroad, participation in job shadowing, labs, student clubs and advisory boards, community engagement, undergraduate research, and internships.

Why: Students develop their professional identity, competencies, and confidence and become better equipped to create and sustain flourishing careers filled with purpose.

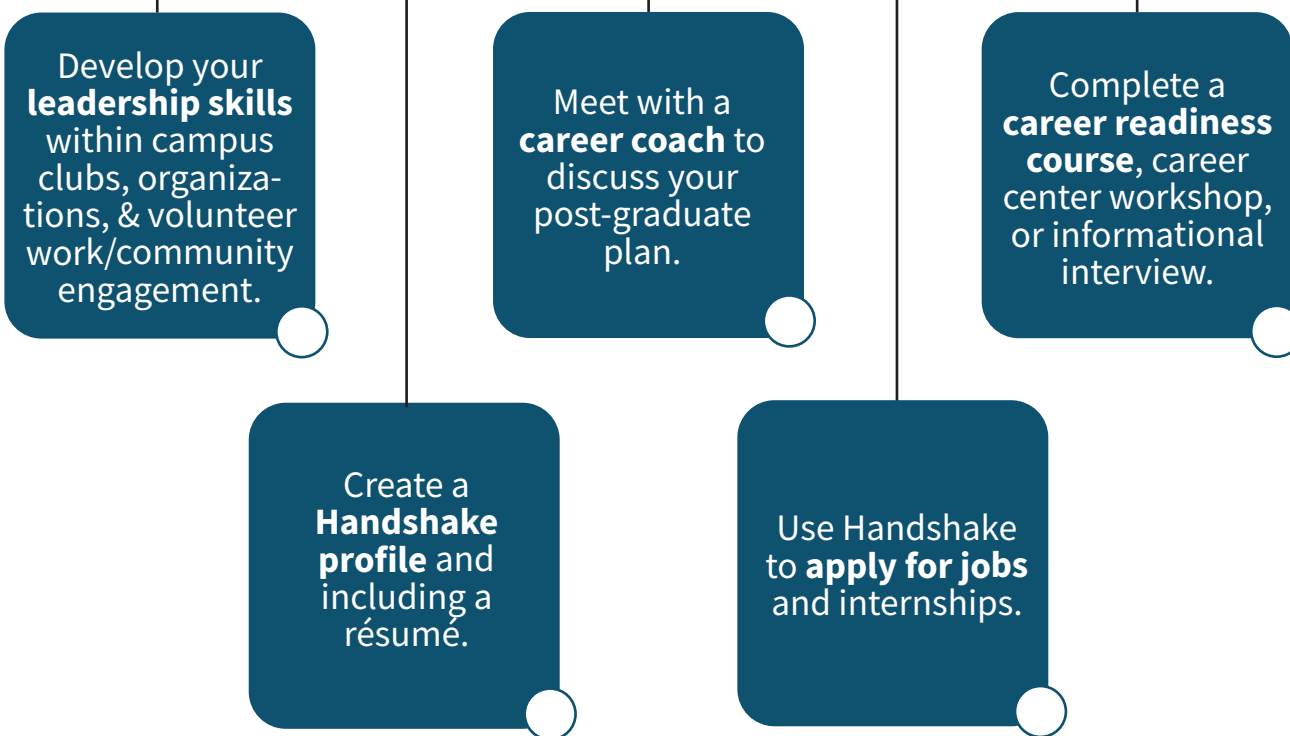


Scan to learn more about Experiential Learning Opportunities!

BE CAREER READY!

MILESTONES

Complete these milestones to develop a career readiness plan that reflects your interests and cultivates your skills!



PRO TIPS Get all your ducks in a row by completing our pro tips regularly!

- Update your résumé with your leadership roles, experiential learning opportunities, and club involvement.
- Visit with a career coach in the University Career Center to review your résumé and cover letter.
- Create a LinkedIn Learning account to access free video tutorials from industry experts.
- Utilize self-assessment tools such as VitaNavis to explore career possibilities.
- Attend the Career and Internship Expo or an event during Career Readiness Week.
- Network with employers and alumni at college and University Career Center events.

ANSWERS TO YOUR

FAQS

How can the University Career Center help me?

Career Readiness: Career readiness is key to ensuring your successful launch into the workforce. It's never too early or too late to get started!

What we offer: The Career Center offers one-on-one career coaching, résumé and cover letter peer coaching, and helpful career tools and resources for you to access including Handshake, the VitaNavis career assessment, and a Career Readiness Roadmap.



Scan for the Career Readiness Roadmap!

What should be my first steps in Career Exploration?

1. **Talk with advisors, faculty members, mentors, and fellow students** about how your interests and identities connect with majors and careers.
2. **Create/update your résumé** so you're ready for any opportunity that may come your way.
3. **Activate Handshake** and complete your profile to begin searching for opportunities.
4. **Get involved to build your résumé**, and learn more about possible careers through job shadowing and informational interviewing. The University Career Center hosts career networking events that are great times to make connections!



Scan for more tips for career exploration!

Is Handshake available after graduation? How long after?

Yes! All UO graduates have lifetime access to Handshake. All of the University Career Center services, including 1:1 appointments with the career readiness coaches, will continue to be available free of charge for the next year after graduation.

What it has to offer: Handshake is a free platform where you can search for jobs, discover new career opportunities, access a career resource library, register for career readiness events and workshops, and connect with local and national employers.



Scan for the Handshake Login!